

# FROSTCAR USA

Eutectic Plate Truck Bodies

## Vehicle Measurement & Dimensions

Company: \_\_\_\_\_ Date: \_\_\_\_/\_\_\_\_/\_\_\_\_

Address: \_\_\_\_\_

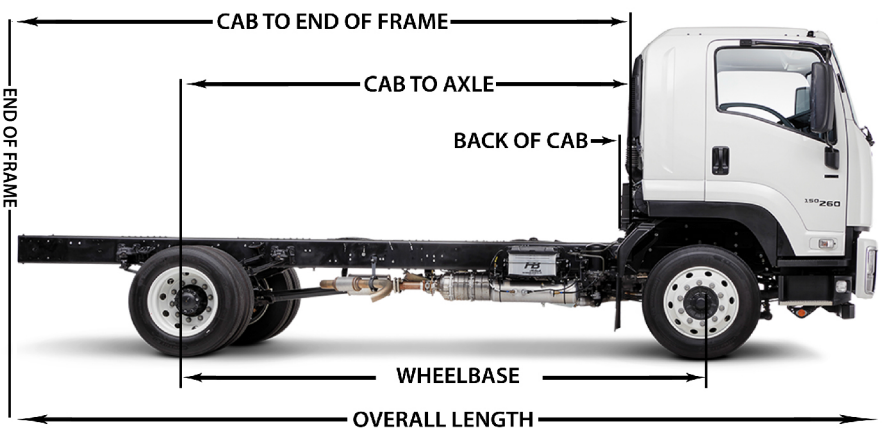
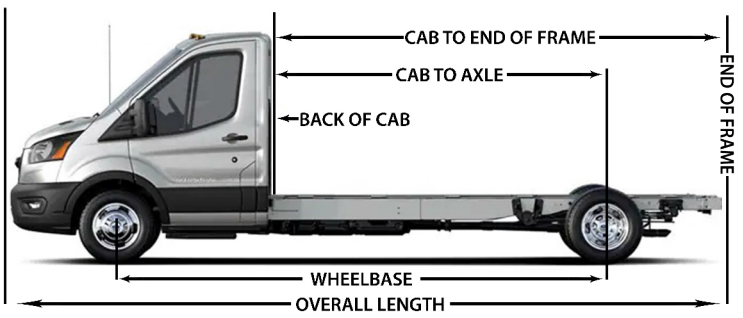
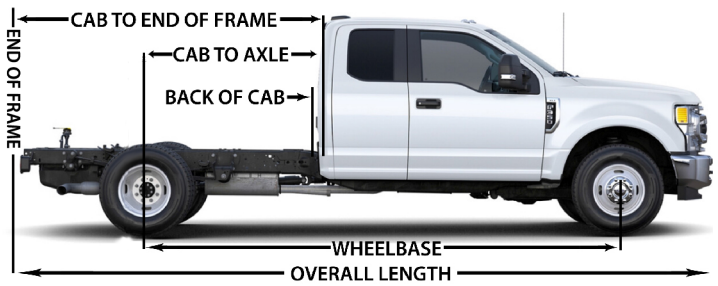
Tel: \_\_\_\_\_ Contact Person: \_\_\_\_\_

PLEASE FILL OUT THE FORM CAREFULLY

Year: \_\_\_\_\_ Make: \_\_\_\_\_ Model: \_\_\_\_\_

Drive: \_\_\_\_\_ Series: \_\_\_\_\_ VIN: \_\_\_\_\_

- |  |  |                                   |
|--|--|-----------------------------------|
| <input type="checkbox"/> Regular Cab             | <input type="checkbox"/> Super Cab             | <input type="checkbox"/> Crew Cab |
| <input type="checkbox"/> Single Rear Wheel (SRD) | <input type="checkbox"/> Dual Rear Wheel (DRW) |                                   |
| <input type="checkbox"/> Short Wheelbase (SWB)   | <input type="checkbox"/> Long Wheelbase (LWB)  |                                   |



### FROSTCAR MODEL

- 2+2    3+3    4+4    5+5

### Additional Accessories:

- |   |  |
|---|--|
| <input type="checkbox"/> Door Air Curtains  | <input type="checkbox"/> Rear Camera     |
| <input type="checkbox"/> Hand Truck Carrier | <input type="checkbox"/> Add'l Unit Rail |
| <input type="checkbox"/> Truck Body Wrap    | <input type="checkbox"/> Additional Cord |

### OFFICIAL USE ONLY:

QC: \_\_\_\_\_

RECEIVED ON: \_\_\_\_\_

REMARKS: \_\_\_\_\_

QUOTATION: \_\_\_\_\_